


ADSL LINE TRANSFORMER

FEATURES

- Matched to STMicro's Dynamite MTK-20140, MTK-20150, MTK-20450, MTC-20160 and MTC-20170 CO/CPE chipsets
- Designed to meet IEC950 supplementary insulation requirements for working voltages up to 250 Vrms
- Industry standard surface mount footprint

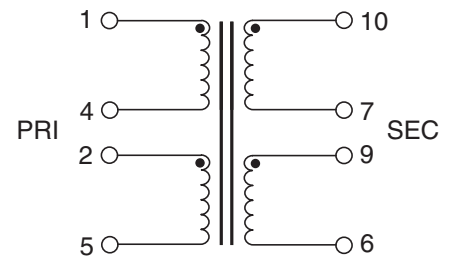
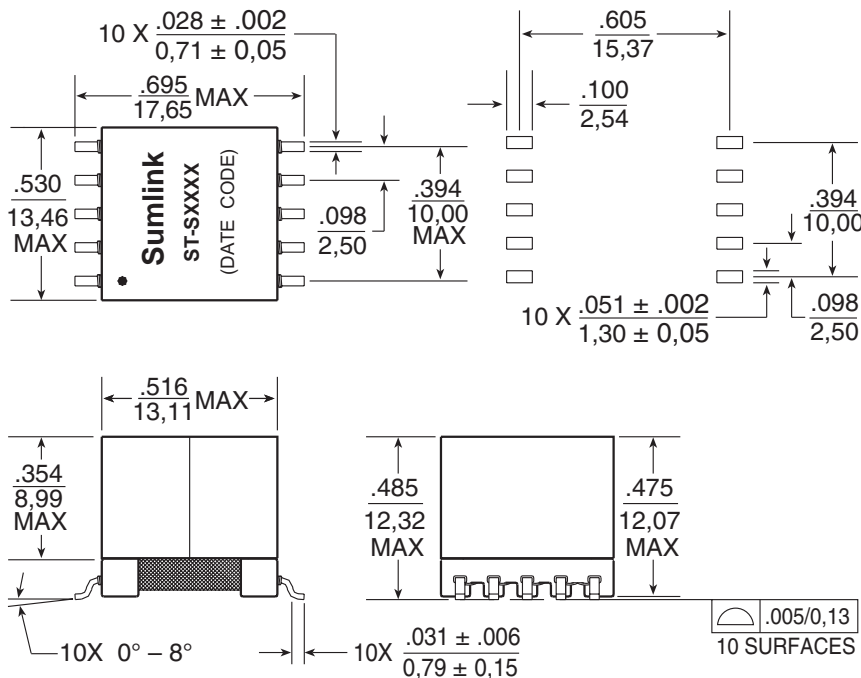


Electrical Specifications @ 25°C — Operating Temperature -40°C to 85°C

Part Number	Turns Ratio Ratio (Line:Chip)	OCL Primary ($\mu\text{H} \pm 6\%$)	Leakage Inductance ($\mu\text{H} \text{ MAX}$)	DCR Primary (1-4 & 2-5) ($\Omega \text{ MAX}$)	DCR Secondary (10-7 & 9-6) ($\Omega \text{ MAX}$)	Isolation Voltage (Vrms)	THD @ 30kHz, 1.58 Vp-p (dB MIN)
ST-S2109	2 : 1	409.5	6.5	0.6	0.2	1500	-78

Mechanical

Schematic



Dimensions: $\frac{\text{Inches}}{\text{mm}}$
Unless otherwise specified,
all tolerances are $\pm \frac{.010}{0.25}$