

ADSL LINE TRANSFORMERS

FEATURES

- Matched to Centillium's CopperFlite™ CT-L51ST81, Flite Optimizer™ CT-L52SU81, and Universal CopperFlite™ CT-L61ST81 chipsets
- Excellent THD performance in a small footprint



Electrical Specifications @ 25°C — Operating Temperature -40°C to +85°C

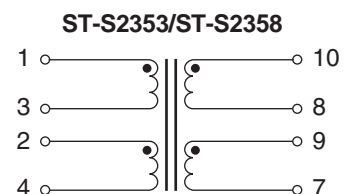
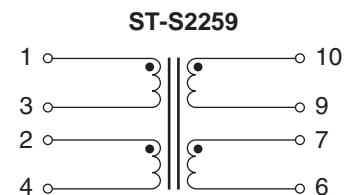
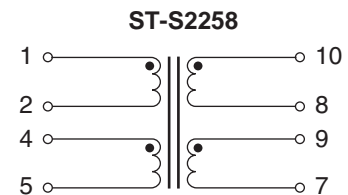
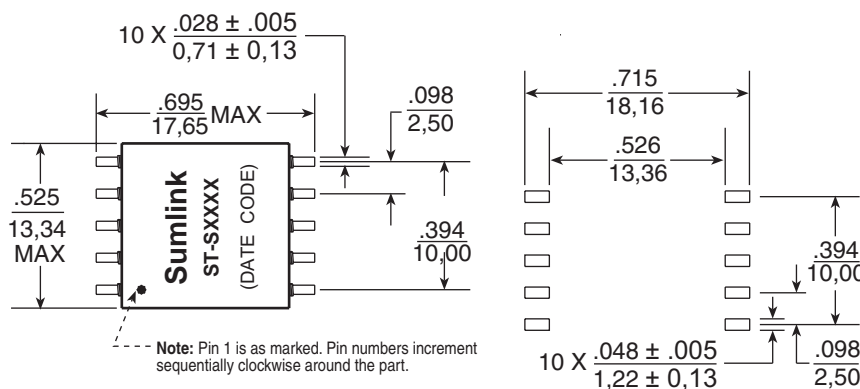
Part Number	Mounting	Turns Ratio (± 2%)	Inductance @ 10 kHz, 100 mV	Leakage Inductance @ 100 kHz, 0.1 Vrms
ST-S2258	SMT	1CS:1CS (1-5) : (7-10) with (2-4) & (8-9) Shorted	5.0 mH ± 10% (7-10) with (8-9) Shorted	15 µH Max (1-2) with (4-5), (7-10), & (8-9) Shorted
ST-S2259	SMT	1CS:2.125CS (1-4) : (6-10) with (2-3) & (7-9) Shorted	5.0 mH ± 10% (6-10) with (7-9) Shorted	10 µH Max. (9-10) with (1-4), (2-3), & (6-7) Shorted
ST-S2353	SMT	1CS:2.125CS (1-4) : (7-10) with (2-3) & (8-9) Shorted	5.0 mH ± 10% (7-10) with (8-9) Shorted	13 µH Max. (7-10) with (1-4), (2-3), & (8-9) Shorted
ST-S2358	SMT	1CS:1CS (1-4) : (7-10) with (2-3) & (8-9) Shorted	5.0 mH ± 10% (7-10) with (8-9) Shorted	15 µH Max. (7-10) with (1-4), (2-3), & (8-9) Shorted

Additional Electrical Specifications

Part Number	Longitudinal Balance (from 30 kHz to 1.1 MHz)	THD at 100 Ω (@ 30 kHz, 2.5 Vrms)	DC Resistance		Isolation Voltage (1 sec)
ST-S2258	≤ -40 dB	≤ -85 dB	1.3 Ω MAX (1-2) 1.6 Ω MAX (4-5)	1.5 Ω MAX (7-9) = (8-10)	1,875 Vrms
ST-S2259	≤ -40 dB	≤ -85 dB	0.35 Ω MAX (1-3) 0.40 Ω MAX (2,4)	1.75 Ω MAX (6-7) = (9-10)	1,875 Vrms
ST-S2353	≤ -40 dB	≤ -85 dB	0.35 Ω MAX (1-3) 0.40 Ω MAX (2-4)	1.75 Ω MAX (7-9) = (8-10)	1,875 Vrms
ST-S2358	≤ -40 dB	≤ -85 dB	1.0 Ω MAX (1-3) 1.3 Ω MAX (2-4)	1.1 Ω MAX (7-9) = (8-10)	1,875 Vrms

Mechanical

Schematics



Dimensions: Inches
mm

Unless otherwise specified, all tolerances are ± .010 / 0,25